

Z6 SERIES

11000W
BUILT-IN DUAL MPPT

8.5 KW









6G EUROPEAN - PV 11000
ON GRID WITH ENERGY STORAGE HYBRID



KEY SALIENT FEATURES

- ✓ Introducing 1st time in Pakistan, single phase Inverters support three phase when installed in parallel
- ✓ 100% Pure Sine wave Inverter
- ✓ Battery Equalization/Compatible with Li-ion, LifePo4 and etc)
- ✓ Conformal Coating to Prevent from Dust and Humidity
- ✓ Built-in two 11000W MPPTs, with wide input range: 90-450VDC
- ✓ Reserved communication parts (RS232 RS485,CAN)
- ✓ Energy generated record, load record history information and fault record
- ✓ Upgraded 6th generation smart and intelligent solar inverter
- ✓ Touch screen control module with various communications
- ✓ PV and utility power the load at the same time can be set
- ✓ Efficiently Work with & with out battery
- ✓ Optional Wi-Fi interface with Android & IOS
- ✓ Overload and Short Circuit Protection
- ✓ Output power factor PF-1.0
- ✓ Easy Replacement of fans
- ✓ Support Peak-Valley Charge
- ✓ Parallel operation up to 9 units
- ✓ Zero transfer time
- ✓ 100% reverse grid feeding
- ✓ PV input current increase to 18x2A
- ✓ Dual output for smart load management
- ✓ Built-in local wifi for 10 meter
- ✓ Built in zero export
- ✓ European Design and Engineered in Taiwan



							
BATTERY OPTIONAL	ON-OFF GRID	BLURTOOTH ENABLED	REVERSE GRID FEEDING	POWER FACTOR 1.0	WI-FI BUILT-IN	TOUCH BUTTON LCD	PARALLE UP TO 9 UNITS

1st TIME IN PAKISTAN
6th GENERATION SOLAR HYBRID
INVERTER WITH EUROPEAN DESIGN

MODEL
Z6 - 6G EUROPEAN PV1000 | 8.5 KW
Basic Information

Max. PV Input Power	11000W
Rated AC Output Power	8500W

Grid Tie Operation
PV Input (DC)

Nominal DC Volt/Max DC Voltage	360VDC/450VDC
Start-up Voltage/initial Feeding Voltage	120VDC
MPPT Voltage Range	90-450VDC
Np. of MPPT Tracker/Max Input Current	2/18A (5500W * 2)

Grid Output (AC)

Nominal Output Volt	220 Vac/230Vac/240Vac, Single Phase
Output Voltage Range	184V-256Vac or 195-253V (Selectable)
Nominal Output Current	38A
Power Factor	>09

Efficiency

Max. Conversion Efficiency (DC/AC)	98%
------------------------------------	-----

Off-Grid Operation
AC Input (AC)

AC Start-up Voltage/Auto Restart Volt.	120Vac-140Vac/180Vac
Acceptable Input Voltage Range	90-280Vac or 170-280Vac
Max. AC Input Current	63A

PV Input (DC)

Max. DC Voltage	450VDC
MPPT Voltage Range	90-450VDC
No. of MPPT Tracker/Max. Input Current	2/18A (5500W * 2)

Grid Tie Mode

Nominal Output Volt	220Vac/230Vac/240Vac, Single Phase
Feed-in Voltage Range	184V-256Vac
Max Efficiency DC/AC	>95%

Battery Mode Output (AC)

Nominal Output Volt	220Vac/230Vac/240Vac
Waveform	Pure Sine Wave
Efficiency (DC to AC)	93%

Hybrid Operation
PV Input (DC)

Nominal DC Volt/Max DC Voltage	360VDC/450VDC
Start-up Voltage Initial Feeding Voltage	120VDC
MPPT Voltage Range	90-450VDC
No. of MPPT Tracker/Max. Input Current	2/18A (5500W * 2)

Grid Output (AC)

Nominal Output Volt	220Vac/230Vac/240Vac, Single Phase
Output Voltage Range	184V-265Vac or 195-253V (Selectable)
Nominal Output Current	38A

AC Input (AC)

AC Start-up Voltage/Auto Restart Volt.	120Vac-140Vac/180Vac
Acceptable Input Voltage Range	90-280Vac or 170-280Vac
Max. AC Input Current	63A

Battery Mode Output (AC)

Nominal Output Volt	220Vac/230Vac/240Vac
Waveform	Pure Sine Wave
Efficiency (DC to AC)	93%

Battery & Charger

Battery Type Supported	
Nominal Battery Voltage	48VDC
Max Solar Charge Current	120A
Max AC Charge Current	120A
Max Total Charge Current	120A

General
Physical

Product Dimension D X W X H (mm)	530-415-149
Product Net Weight (kgs)	19.4
Product Gross Weight (kgs)	21.6
Packing Dimension D x W x H (mm)	690 x 550 x 242mm. 1PC/CTN
Parallel Function Optional	Yes Optional, Max 6Pcs
Communication Interface	RS232. USB. Wi-F. Touch LCD

Environment

Humidity	5% to 95% Relative Humidity (Non-Condensing)
Operation Temperature	

Note: Product specifications are subject to change without further notice